

### UFM-P Pneumatic controlled condensate drain



**Pneumatic controlled condensate drain  
UFM-P**

#### MAIN FEATURES & BENEFITS:

- Hydrostatic level measuring, problem-free drainage of pure oil
- Pneumatic double membrane servo valve with long service life
- Large drain bores, reliable drainage of large amounts of condensate, high function safety
- Operation without electricity, therefore applicable in hazardous areas
- Manual override

#### PRODUCT DESCRIPTION

UFM-P is a pneumatic level-controlled condensate drain, suitable for the operation in explosion-endangered areas.

#### INDUSTRIES



- Chemical and pharmaceutical industry



- PCB assembly and CD manufacturing



- Surface finishing



- Machine building industry and plant engineering / construction



- Energy and power generation

**PRODUCT DESCRIPTION**

The UFM-P is designed and developed for the following applications:

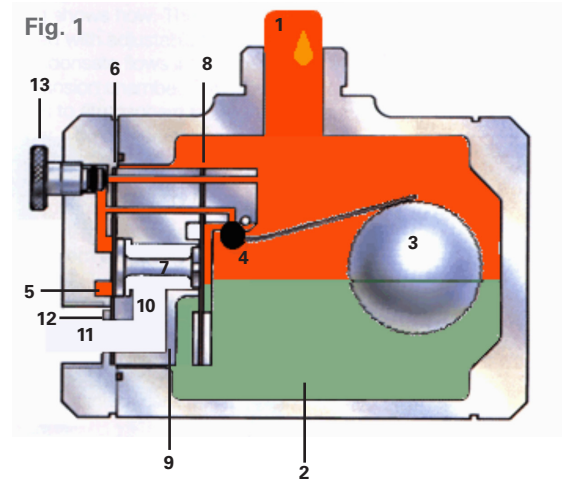
**Compressed air zero-loss draining of condensate at:**

- compressors
- aftercoolers
- receiver-vessels
- pre- and after-filters of fridge dryers
- pre-filters of adsorption dryers
- condensate- and oil-removal filters
- pipe bends

**Function:**

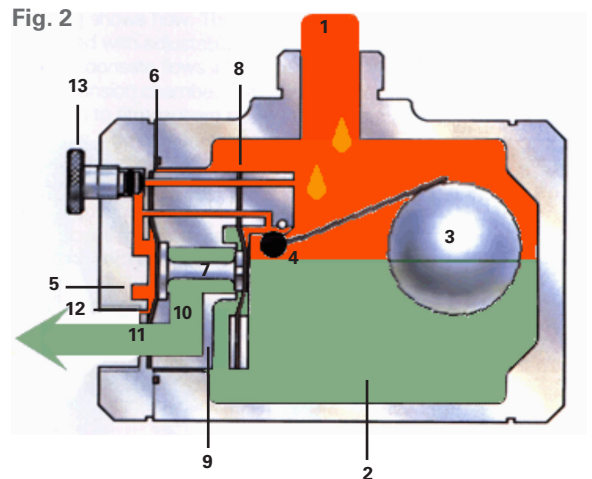
**Fig. 1:**

Condensate drips through the intake port (1) and is collected in vessel (2). The control valve (4) is closed and the surge chamber (5) is vented. The operation pressure in vessel (2) presses the diaphragm (8) at its seat and thus separates the condensate channel at the pressure side from the other one at the exit side (10).



**Fig. 2:**

If much condensate has been collected in the vessel, the float is lifted and compressed air can get into the surge chamber (5) over the control valve (4). The diaphragm (6) is pressed to the right hand side and opens the diaphragm (8) by means of the piston (7). Now the condensate can drain to the exit (11) over channel (9) and (10). If the float (3) moves down with the condensate level so far that the control valve closes again, the surge chamber is vented over nozzle (12). The diaphragm (6) as well as the diaphragm (8) over the piston (7) come back to their starting position, so that the drainage is closed again. A testing of the function of the outlet valve can be done by means of the hand valve (13).

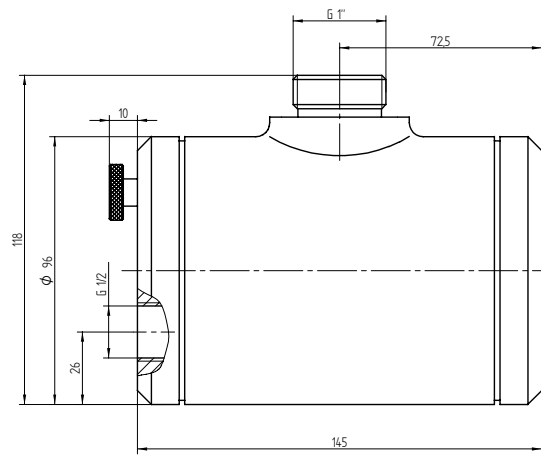


## PRODUCT SPECIFICATIONS

Features	Benefits
Large drain bores	Reliable drainage of large amounts of condensate, high function safety
Hydrostatic level measuring	Problem-free drainage of pure oil
Pneumatic double membraneservo valve with long service life	Almost maintenance free
Small height of unit	A minimum of space needed
Operation without electricity	Therefore applicable in hazardous areas, manual override

Technical data	
<b>Max. operating pressure:</b>	0.8 - 16 bar
<b>Operating temperature:</b>	+1°C bis +80°C
<b>Performance:</b>	450 l/h bei 7 bar und 20°C
Materials	
<b>Housing:</b>	Sea water resistant aluminium chill casting. Blue polyester resin coating on the outside
<b>Float:</b>	Float made of stainless steel
Connections	
<b>Outer:</b>	1" BSP, Condensate inlet
<b>Inner:</b>	1/2" BSP, Condensate outlet

## DIMENSIONS



For more information please contact your Donaldson Sales Representative and visit our website at [www.donaldson.com](http://www.donaldson.com).

**Contact us**

Donaldson Europe BV  
Research Park No. 1303, Interleuvenlaan, 1  
B-3001 Leuven, Belgium  
Telephone: +32 (0) 16 38 38 11

Explore our solutions  
at [shop.donaldson.com](http://shop.donaldson.com)



Technical Data Sheet No. F119055 EN (12/25) UFM-P Pneumatic Condensate Drain.

©2025 Donaldson Company, Inc. Donaldson, Ultramat and the color blue are marks of Donaldson Company, Inc.  
All other marks belong to their respective owners. All rights reserved.

Important Notice: Many factors beyond the control of Donaldson can affect the use and performance of Donaldson products in a particular application, including the conditions under which the product is used. Since these factors are uniquely within the user's knowledge and control, it is essential the user evaluate the products to determine whether the product is fit for the particular purpose and suitable for the user's application. All products, product specifications, availability and data are subject to change without notice, and may vary by region or country.